

COOLMASTER PRECISION

AIR CONDITIONER

The Integrated Solutions (25 - 200kW)



ACSON[®]
International
Air Conditioners

COOLMASTER PRECISION AIR CONDITIONER

Acson CoolMaster is a type of precision air conditioner (PAC) with high density cooling capacity that applicable to medium-large data center and electronic equipment room. CoolMaster has variety of cooling methods, air-cooled, water-cooled, glycol-cooled, chilled water (single coil & dual coil) and dual cooled. It can work with room cooling or aisle containment with the feature of constant temperature and humidity, it is believed that Acson CoolMaster can always moulded to your needs.

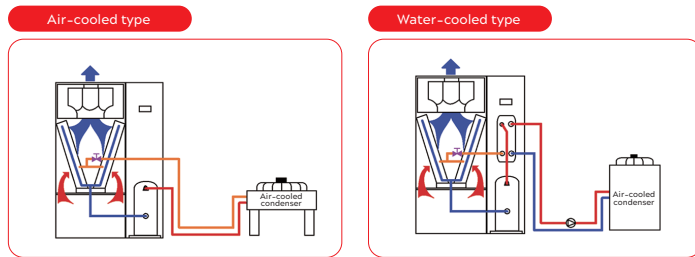
Application

- Medium-large server room
- Industrial control room
- Precision processing equipment room
- UPS and battery room

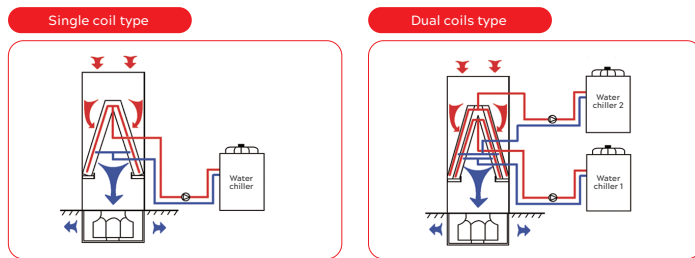


Cooling Methods

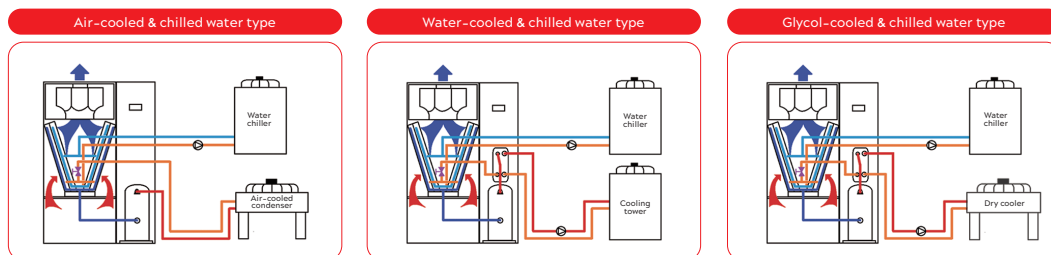
Air-Cooled and Water-Cooled Air Conditioner



Chilled Water Air Conditioner-Single Coil and Dual Coil



Dual Cool Air Conditioner



Features



Diversified

- Cooling capacity: Air-cooled/Water-cooled/Glycol-cooled 25kW-120kW; Dual-cooled 30kW-100kW; Chilled water 31kW-200kW.
- Downflow and upflow.
- Cooling method: Air-cooled, water-cooled, chilled water, dual-cooled and glycol-cooled.



Economize-Space Saving

- Acson CoolMaster occupied less space where it can be installed in a limited space.
- For example: The width of 50kW CoolMaster is 930mm; By taking a room length with 10m, 10 units of 50kW CoolMaster or 5 units of 100kW of CoolMaster PAC can be installed that are able to provide 500kW of total cooling capacity.



Economize-Energy Saving

- Acson CoolMaster implement energy-saving design that feature high EER, high sensible heat ratio and low energy consumption.
- W/M type of evaporator is implemented to improve the heat exchange area per unit volume.
- Filter net is fitted closely with the evaporator that could decrease air resistance of filter net and reduce fan operating power due to its increased area of filter net.
- The down flow (air discharge direction) implement sunken fan design where the energy consumption can be lowered by 20%.
- ODU fan implement stepless inverter technology which features energy saving, noise reduction and long working life.
- Multi-unit control design that control number of operating unit to avoid competitive operation and more energy can be save as well.



Intelligent Remote monitoring & control system

- Standard configured with RS485 port that compatible with Modbus and PMBus protocols (YD/T 1363.3). CoolMaster can connect with dynamic environment monitoring system, DCIM, BMS and remote monitoring system.
- TCP/IP communication card (optional): SNMP and direct access based on network IP address.
- Intelligent controller with microprocessor that can be used as terminal for IoT connection.
- Single control: Variable capacity unit (e.g: chilled water type and DX system with variable capacity component) which monitor the trend of heat load based on the collected data by adjusting the corresponding cooling capacity.
- Group control: Multiple units of CoolMaster PAC in a server room can control as a unit, this system monitor the trend of heat load based on the collected data by adjusting the corresponding cooling capacity.



Quality-Constant temperature and humidity control

- Temperature control at $\pm 1^{\circ}\text{C}$; relative humidity control at $\pm 5\%$.
- Temperature control at $\pm 0.5^{\circ}\text{C}$; relative humidity control at $\pm 2\%$ for warehouse with precision instruments and etc.



Quality-Delicate design

- Implement frame-type structure design, high-strength and anti-vibration features.
- Electrical control system that use strong and weak current separation design.



Rapid

- **Immediate refrigeration**
Evaporator possess large heat exchange area, high air flow and large capacity compressor that enable PAC to produce corresponding cooling capacity
- **Immediate response**
Cooling, heating and humidity capacity demand are calculated; command are sent to initiative corresponding function.

High Efficiency Configurations




Air Filter

Similar surface area as the evaporator that could increase the filter-contact area (improved filter effect & lowered air resistance).



Pressure Difference Switch

To ensure fan operate in good condition.




Expansion Valve

- Precise control of refrigerant flow with better efficiency.
- TXV (standard configured) and EXV (optional)



Advanced Control System

- Configured with RS485 port.
- 7-inch touchscreen display (standard configured).




Evaporator

- "M/W" type evaporator.
- Large heat exchange area, uniform air distribution and high heat exchange efficiency.



Heater

- Electric heater configured with positive temperature coefficient (PTC) which features even heating and high thermal conductivity
- Overheat protection device.



Humidifier

- Automatic washing function (boast high efficiency and large humidification volume).
- Infrared humidifier (optional).



Compressor

- Scroll compressor (standard configuration).
- EC compressor (optional).



Fan

- Standard configured with direct-driven backward curved centrifugal fan.
- Backward curved fan: fan will not overload by increasing the air resistance; stabilized air pressure; less power consumption.
- Direct-driven fan: less transmission loss and high efficiency. Less maintenance required.
- Optional: high efficiency backward curved EC centrifugal fan.

Specifications

CoolMaster Series (Air Cooled, Water Cooled and Glycol Cooled)

Model		Indoor	A5PCM025	A5PCM030	A5PCM035	A5PCM040	A5PCM042	A5PCM045	A5PCM050	A5PCM052	
Air Discharge Direction			UP-FLOW, DOWN-FLOW								
Nominal Cooling Capacity		BTU/hr	90,500	111,300	126,600	141,700	146,800	164,200	171,000	179,900	
		kW	26.5	32.6	37.1	41.5	43.0	48.1	50.1	52.7	
Sensible Cooling Capacity		BTU/hr	83,300	102,400	116,700	130,400	135,200	151,200	157,400	165,500	
		kW	24.4	30.0	34.2	38.2	39.6	44.3	46.1	48.5	
Power	Power Source	V/Ph/Hz	380 - 415 / 3 / 50								
	FLA	A	28.4	32.0	34.3	42.8	46.7	47.1	47.1	50.6	
	Recommend Capacity For Air Switch	A	40	40	50	63	63	63	63	63	
Refrigerant Type			R410A								
Fan Type	Type		BACKWARD CENTRIFUGAL FAN								
	Quantity		1								
Air Filter			G4 FILTER								
Compressor Type	Type		FULLY HERMETIC SCROLL COMPRESSOR								
	Quantity		1		2		1		2		
Air Flow		m³/h/CFM	7500 / 4414	8500 / 5003	9000 / 5297	11,000 / 6474	11,000 / 6474	12,000 / 7063	13,000 / 7651	13,000 / 7651	
Water-Cooled/ Glycol-Cooled Unit	Water Valve Type		STANDARD CONFIGURATION: TWO-WAY VALVE; THREE WAY-VALVE (OPTIONAL)								
	Water Flow Rate		m³/h (l/s)	6.0 / 1.67	7.4 / 2.06	8.4 / 2.33	9.3 / 2.58	9.7 / 2.69	10.9 / 3.03	11.3 / 3.14	11.4 / 3.17
	Water Pressure Drop		kPa	45	52	48	53	40	59	75	45
	Water Pipe Size		mm/in	28.58 / 1-1/8"	28.58 / 1-1/8"	34.93 / 1-3/8"	34.93 / 1-3/8"	28.58 / 1-1/8"	34.93 / 1-3/8"	34.93 / 1-3/8"	28.58 / 1-1/8"
External Static Pressure		Pa	0-400 Pa (AS PER REQUIREMENT)								
Heating Capacity (Standard)		kW	6				9				
Humidifying Capacity (Standard)		kg/h	5				8				
Humidifier Pipe		mm/in	19 / 3/4"								
Pipe Connection	Size	Liquid	16 / 0.63"				16X2 / 0.63" X2		16 / 0.63"		16x2 / 0.63" X2
		Gas	19 / 3/4"				19X2 / 3/4" X2		19 / 3/4"		19x2 / 3/4" X2
Condensate Drain Pipe		mm/in	19 / 3/4"								
Unit Dimension	Height	mm/in	1975 / 77.76								
	Width	mm/in	855 / 33.66		930 / 36.61		1380 / 54.33		930 / 36.61		1380 / 54.33
	Depth	mm/in	870 / 34.25		998 / 39.29		998 / 39.29		998 / 39.29		998 / 39.29
Occupied Space		m²	0.74	0.74	0.93	0.93	1.38	0.93	0.93	1.38	
Unit Weight	Air-Cooled Unit	kg/lb	275 / 606	290 / 639	297 / 655	305 / 672	424 / 935	395 / 871	415 / 915	490 / 1080	
	Water-Cooled Or Glycol Cooled Unit		295 / 650	310 / 683	317 / 699	325 / 717	450 / 992	415 / 915	435 / 959	520 / 1146	

Model		Indoor	A5PCM060	A5PCM070	A5PCM080	A5PCM090	A5PCM100	A5PCM110	A5PCM120	
Air Discharge Direction			UP-FLOW, DOWN-FLOW							
Nominal Cooling Capacity		BTU/hr	222,200	244,000	276,400	309,900	345,400	378,500	414,600	
		kW	65.1	71.5	81.0	90.8	101.2	110.9	121.5	
Sensible Cooling Capacity		BTU/hr	205,800	222,200	254,300	285,000	314,300	341,600	375,400	
		kW	60.3	65.1	74.5	83.5	92.1	100.1	110.0	
Power	Power Source	V/Ph/Hz	380 - 415 / 3 / 50							
	FLA	A	59.4	64.1	76.6	80.9	85.2	89.2	92.8	
	Recommend Capacity For Air Switch	A	80	80	100	125	125	125	125	
Refrigerant Type			R410A							
Fan Type	Type		BACKWARD CENTRIFUGAL FAN							
	Quantity		2							
Air Filter			G4 FILTER							
Compressor Type	Type		FULLY HERMETIC SCROLL COMPRESSOR							
	Quantity		2							
Air Flow		m³/h/CFM	17,000 / 10,006	18,000 / 10,594	21,000 / 12,360	24,000 / 14,125	25,000 / 14,714	26,000 / 15,303	27,000 / 15,892	
Water-Cooled/ Glycol-Cooled Unit	Water Valve Type		STANDARD CONFIGURATION: TWO-WAY VALVE; THREE WAY-VALVE (OPTIONAL)							
	Water Flow Rate		m³/h (l/s)	14.7 / 4.08	16.8 / 4.67	18.6 / 5.17	20.6 / 5.72	23.0 / 6.39	25.9 / 7.19	29.0 / 8.06
	Water Pressure Drop		kPa	47	48	54	71	80	83	89
	Water Pipe Size		mm/in	34.93 / 1-3/8"						
External Static Pressure		Pa	0-400 Pa (AS PER REQUIREMENT)							
Heating Capacity (Standard)		kW	9				12			
Humidifying Capacity (Standard)		kg/h	10							
Humidifier Pipe		mm/in	19 / 3/4"							
Pipe Connection	Size	Liquid	16X2 / 0.63" X2				19X2 / 3/4" X2			
		Gas	19X2 / 3/4" X2				25X2 / 0.98" X2			
Condensate Drain Pipe		mm/in	19 / 3/4"							
Unit Dimension	Height	mm/in	1975 / 77.76							
	Width	mm/in	1830 / 72.05				2480 / 97.64			
	Depth	mm/in	998 / 39.29				998 / 39.29			
Occupied Space		m²	1.83	1.83	1.83	1.83	1.83	2.43	2.43	
Unit Weight	Air-Cooled Unit	kg/lb	610 / 1345	730 / 1609	740 / 1631	780 / 1720	780 / 1720	910 / 2006	950 / 2094	
	Water-Cooled Or Glycol Cooled Unit		650 / 1433	770 / 1698	800 / 1764	860 / 1896	860 / 1896	960	1000	

Notes:

- All specification are subjected to change by the manufacturer without prior notice.
- Nominal cooling capacity are based on the condition below:

Return air temperature	24°C / RH 50%
Condensing temperature (air-cooled and water cooled)	45°C
Cooling water supply temperature	32°C
Return water temperature	37°C

- FLA indicates maximum current of standard unit configuration, current of air-cooled ODU is not included.
- Water pressure drop and water flow rate of glycol-cooled unit changed as per glycol concentration.
- Unit dimension shown does not include the height of cap tuyere where the standard height of cap tuyere is 400mm. Other sizes available as well.
- Acson A5PCM060 has obtained Malaysia's Green Recognition Scheme, MyHijau.



Specifications

CoolMaster Series (Chilled Water Type)

Model	Indoor	APCM031C	APCM041C	APCM051C	APCM060C	APCM071C	APCM081C	APCM091C	APCM101C	APCM110C	
Air Discharge Direction		UP-FLOW, DOWN-FLOW									
Nominal Cooling Capacity	BTU/hr	107,900	141,700	175,400	209,900	245,000	277,500	313,600	345,700	381,200	
	kW	31.6	41.5	51.4	61.5	71.8	81.3	91.9	101.3	111.7	
Sensible Cooling Capacity	BTU/hr	97,600	124,600	153,600	184,300	215,000	249,100	275,100	307,800	334,400	
	kW	28.6	36.5	45.0	54.0	63.0	73.0	80.6	90.2	98.0	
Power	Power Source	V/Ph/Hz 380 - 415 / 3 / 50									
	FLA	A 13.5			22.5				27.1		
Fan Quantity	Single Coil	1			2				2		
	Dual Coil	N/A			1				2		
Air Filter		G4 FILTER									
Air Flow	m³/h/CFM	9200 / 5415	9600 / 5650	10,200 / 6003	12,000 / 7063	17,000 / 10,006	20,400 / 12,007	21,300 / 12,537	22,200 / 13,066	23,500 / 13,832	
Water Valve Type		STANDARD CONFIGURATION: TWO-WAY VALVE; THREE WAY-VALVE (OPTIONAL)									
Water Flow Rate	m³/h (l/s)	4.9 / 1.36	6.6 / 1.83	8.3 / 2.31	9.9 / 2.75	12.0 / 3.33	13.7 / 3.81	14.9 / 4.14	16.2 / 4.50	18.2 / 5.06	
Water Pressure Drop	kPa	47.7	42.2	56.6	47.8	50.7	47.2	56.8	63.2	70.1	
Chilled Water Pipe Size	mm/in	32 / 1.26"			42 / 1.65"			54 / 2.13"			
External Static Pressure		Pa 0-400 Pa (AS PER REQUIREMENT)									
Heating Capacity (Standard)	kW	6			9				12		
Humidifying Capacity (Standard)	kg/h	5			8				15		
Humidifier Pipe		mm/in 19 / 3/4"									
Condensate Drain Pipe		mm/in 19 / 3/4"									
Unit Dimension (Single-Coil)	Height	mm/in 1975 / 77.76									
	Width	mm/in 930 / 36.61				mm/in 1830 / 72.05					
	Depth	mm/in 998 / 39.29				mm/in 998 / 39.29					
Unit Dimension (Dual-Coil)	Height	mm/in N/A 1975 / 77.76									
	Width	mm/in N/A 1130 / 44.49				mm/in 2230 / 87.80					
	Depth	mm/in N/A 998 / 39.29				mm/in 998 / 39.29					
Occupied Space	Single Coil	mm/in 0.93				mm/in 1.83					
	Dual Coil	mm/in N/A 1.13				mm/in 2.23					
Unit Weight	Single Coil	mm/in 282 / 622	324 / 714	385 / 849	406 / 895	523 / 1153	566 / 1248	597 / 1316	615 / 1356	636 / 1402	
	Dual Coil	mm/in N/A	405 / 893	485 / 1069	503 / 1109	702 / 1548	743 / 1638	762 / 1680	790 / 1742	835 / 1841	

Model	Indoor	APCM120C	APCM130C	APCM140C	APCM150C	APCM160C	APCM170C	APCM180C	APCM190C	APCM200C	
Air Discharge Direction		UP-FLOW, DOWN-FLOW									
Nominal Cooling Capacity	BTU/hr	416,700	448,700	480,500	521,400	553,200	588,000	622,400	654,500	689,600	
	kW	122.1	131.5	140.8	152.8	162.1	172.3	182.4	191.8	202.1	
Sensible Cooling Capacity	BTU/hr	364,800	393,500	422,500	467,200	492,100	517,300	548,700	577,000	608,100	
	kW	106.9	115.3	123.8	136.9	144.2	151.6	160.8	169.1	178.2	
Power	Power Source	V/Ph/Hz 380 - 415 / 3 / 50									
	FLA	A 27.1			31.5				31.5		
Fan Quantity	Single Coil	2			3				N/A		
	Dual Coil	3			N/A				N/A		
Air Filter		G4 FILTER									
Air Flow	m³/h/CFM	25,500 / 15,009	26,500 / 15,597	28,000 / 16,480	31,500 / 18,540	33,000 / 19,423	34,000 / 20,012	35,500 / 20,895	37,000 / 21,777	38,000 / 22,366	
Water Valve Type		STANDARD CONFIGURATION: TWO-WAY VALVE; THREE WAY-VALVE (OPTIONAL)									
Water Flow Rate	m³/h (l/s)	19.8 / 5.50	21.6 / 6.00	23.0 / 6.39	24.4 / 6.78	25.9 / 7.19	27.6 / 7.67	29.7 / 8.25	31.2 / 8.67	34.4 / 9.56	
Water Pressure Drop	kPa	72.5	74.8	72.5	76.0	81.2	83.6	89.4	94.0	98.5	
Chilled Water Pipe Size	mm/in	54 / 2.13"				68 / 2.68"					
External Static Pressure		Pa 0-400 Pa (AS PER REQUIREMENT)									
Heating Capacity (Standard)	kW	12									
Humidifying Capacity (Standard)	kg/h	15									
Humidifier Pipe		mm/in 19 / 3/4"									
Condensate Drain Pipe		mm/in 19 / 3/4"									
Unit Dimension (Single-Coil)	Height	mm/in 1975 / 77.76									
	Width	mm/in 1830 / 72.05				mm/in 2730 / 107.48					
	Depth	mm/in 998 / 39.29				mm/in 998 / 39.29					
Unit Dimension (Dual-Coil)	Height	mm/in 1975 / 77.76									
	Width	mm/in 3330 / 131.10				mm/in N/A					
	Depth	mm/in 998 / 39.29				mm/in N/A					
Occupied Space	Single Coil	mm/in 1.83				mm/in 2.73					
	Dual Coil	mm/in 3.33				mm/in N/A					
Unit Weight	Single Coil	mm/in 656 / 1446	680 / 1499	697 / 1537	788 / 1737	810 / 1786	835 / 1841	866 / 1909	897 / 1978	923 / 2035	
	Dual Coil	mm/in 896 / 1975	935 / 2061	966 / 2130	1050 / 2315	mm/in N/A					

Notes:

- All specification are subjected to change by the manufacturer without prior notice.
- Nominal cooling capacity are based on the condition below:

Return air temperature	24°C / RH 50%
Chilled water supply temperature	7°C
Return water temperature	12°C

- FLA indicates maximum current of standard unit configuration, air-cooled ODU is not included.
- Unit dimension shown does not include the height of cap tuysere where the standard height of cap tuysere is 400mm. Other sizes available as well.
- For requirement of chilled water dual-coil unit outside the range of 41.5 to 152.8kW, please contact Acson Malaysia for customized units.
- For requirement of static pressure more than 400Pa, please contact Acson Malaysia for customized units.
- Acson APCM060C has obtained Malaysia's Green Recognition Scheme, MyHijau.



Specifications

CoolMaster Series (Dual Cool Type)

Model	Indoor	A5PCM030D	A5PCM040D	A5PCM042D	A5PCM050D	A5PCM052D	A5PCM060D	A5PCM070D	A5PCM080D	A5PCM090D	A5PCM100D	
Air Discharge Direction		UP-FLOW, DOWN-FLOW										
Compressor Side	Nominal Cooling Capacity	BTU/hr	107,200	135,900	139,600	163,200	171,700	218,400	246,700	272,300	298,600	326,600
		kW	31.4	39.8	40.9	47.8	50.3	64.0	72.3	79.8	87.5	95.7
	Sensible Cooling Capacity	BTU/hr	96,600	122,500	126,300	147,100	154,600	196,600	222,200	245,400	268,900	294,200
		kW	28.3	35.9	37.0	43.1	45.3	57.6	65.1	71.9	78.8	86.2
Chilled Water Cooling Side	Nominal Cooling Capacity	BTU/hr	98,000	132,100	132,100	170,300	170,300	203,100	234,800	269,300	284,600	302,000
		kW	28.7	38.7	38.7	49.9	49.9	59.5	68.8	78.9	83.4	88.5
	Sensible Cooling Capacity	BTU/hr	90,800	124,900	124,900	156,000	156,000	188,700	217,700	245,400	260,100	272,300
		kW	26.6	36.6	36.6	45.7	45.7	55.3	63.8	71.9	76.2	79.8
Power	Power Source	V/Ph/Hz	380 ~ 415 / 3 / 50									
	FLA	A	32.0	42.8	47.1	47.1	50.6	59.4	64.1	76.6	80.9	85.2
	Recommend Capacity For Air Switch	A	40	63			80			100	125	
Refrigerant Type		R410A										
Fan Type	Type	BACKWARD CENTRIFUGAL FAN										
	Quantity	1					2					
Air Filter		G4 FILTER										
Compressor Type	Type	FULLY HERMETIC SCROLL COMPRESSOR										
	Quantity	1	1	2	1	2						
Air Flow		m³/h/CFM	8000 / 4709	10,000 / 5886	10,000 / 5886	11,500 / 6769			17,000 / 10,006	20,000 / 11,772	22,000 / 12,949	23,000 / 13,537
Water Valve Type		STANDARD CONFIGURATION: TWO-WAY VALVE; THREE WAY-VALVE (OPTIONAL)										
Chilled Water Cooling Unit	Chilled Water Flow Rate	m³/h (l/s)	4.9 / 1.36	6.6 / 1.83	6.6 / 1.83	8.5 / 2.36	8.5 / 2.36	10.1 / 2.81	11.7 / 3.25	13.4 / 3.72	14.2 / 3.94	15.0 / 4.17
	Chilled Water Pressure Drop	kPa	52.6	39.4	39.4	62.0	62.0	45.1	47.0	53.3	55.8	58.5
	Water Pipe Size	mm/in	32 / 1-1/4"			38 / 1-1/2"			51 / 2"			
Water Cooled Dual Cooled	Cooling Water Flow Rate	m³/h (l/s)	7.4 / 2.06	9.3 / 2.58	9.7 / 2.69	11.3 / 3.14	11.4 / 3.17	14.7 / 4.08	16.8 / 4.67	18.6 / 5.17	20.6 / 5.72	23.0 / 6.39
	Cooling Water Pressure Drop	kPa	52.0	53.0	40.0	75.0	45.0	47.0	48.0	54.0	71.0	80.0
	Cooling Water Pipe Size	mm/in	28.58 / 1-1/8"	34.93 / 1-3/8"	28.58 / 1-1/8"	34.93 / 1-3/8"	28.58 / 1-1/8"	34.93 / 1-3/8"				
External Static Pressure		Pa	0-400 Pa (AS PER REQUIREMENT)									
Heating Capacity (Standard)		kW	6	9					12			
Humidifying Capacity (Standard)		kg/h	5	8					10			
Humidifier Pipe		mm/in	19 / 3/4"									
Pipe Connection	Size	Liquid	mm/in	16 / 0.63"	16X2 / 0.63" X2	16 / 0.63"	16X2 / 0.63" X2					
		Gas	mm/in	19 / 3/4"	19"2 / 3/4" X2	19 / 3/4"	19"2 / 3/4" X2					
Condensate Drain Pipe		Size	19 / 3/4"									
Unit Dimension	Height	mm/in	1975 / 77.76	1975 / 77.76				1975 / 77.76			1975 / 77.76	
	Width	mm/in	855 / 33.66	1580 / 62.20				2280 / 89.76			2680 / 105.51	
	Depth	mm/in	870 / 34.25	998 / 39.29				998 / 39.29			998 / 39.29	
Occupied Space		m²	0.74	1.58			2.28			2.67		
Unit Weight		kg/lb	390 / 860	475 / 1047	545 / 1202	595 / 1312	615 / 1356	790 / 1742	830 / 1830	910 / 2006	980 / 2161	1000 / 2205

Notes:

- All specification are subjected to change by the manufacturer without prior notice.
- Nominal cooling capacity are based on the condition below:

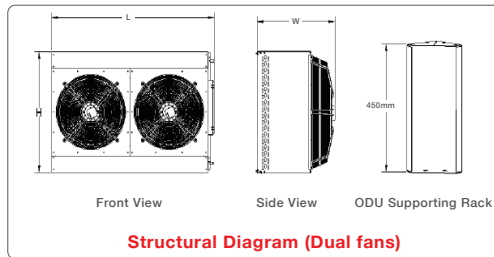
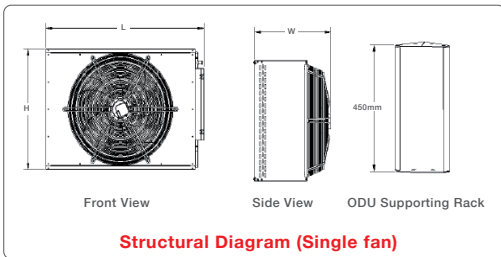
Return air temperature	24°C / RH 50%
Air and water-cooled condensate temperature	45°C
Cooling water supply temperature	32°C
Return water temperature	37°C
Chilled water supply temperature	7°C
Chilled water return temperature	12°C

- FLA indicates maximum current of standard unit configuration, air-cooled ODU is not included.
- Unit dimension shown does not include the height of cap tuyere where the standard height of cap tuyere is 400mm. Other sizes available as well.
- Acson A5PCM060D has obtained Malaysia's Green Recognition Scheme, MyHijau.



Stepless Inverter Condenser Fan

- Variable-frequency stepless speed regulated technology (fan speed changes as per condensation pressure).
- Optional: Owl serrated design fan (reduce energy consumption and noise), Low noise outdoor unit & Soundproofing wall.



Model				A5OPC26	A5OPC32	A5OPC42	A5OPC50		A5OPC60		A5OPC72				
Refrigerant Circuit Quantity				SINGLE LOOP			SINGLE LOOP	DUAL LOOP	SINGLE LOOP	DUAL LOOP	SINGLE LOOP	DUAL LOOP			
Quantity of Fans				1						2					
Power Source				380 ~ 415 / 3 / 50											
FLA				A		1.75		2.4		3.5					
Unit Dimension		Height	mm/in	968 / 38.11			1273 / 50.12			1273 / 50.12					
		Width	mm/in	655 / 25.79		661 / 26.02		661 / 26.02		655 / 25.79					
		Depth	mm/in	1360 / 53.54			1560 / 61.42			1860 / 73.23		2060 / 81.10			
Unit Weight			kg/lb	112 / 247		120 / 265		128 / 282		136 / 300	138 / 304	152 / 335	154 / 340	168 / 370	178 / 392
Refrigerant Pipe	Size	Liquid	mm/in	16 / 0.63"			22 / 0.87"		16 / 0.63"		22 / 0.87"		16 / 0.63"	22 / 0.87"	
		Gas	mm/in	22 / 0.87"			28 / 1.10"		22 / 0.87"		28 / 1.10"		22 / 0.87"	28 / 1.10"	

Model				A5OPC80		A5OPC86		A5OPC90		A5OPC99			
Refrigerant Circuit Quantity				SINGLE LOOP	DUAL LOOP	SINGLE LOOP	DUAL LOOP	SINGLE LOOP	DUAL LOOP	SINGLE LOOP	DUAL LOOP		
Quantity of Fans				2									
Power Source				380 ~ 415 / 3 / 50									
FLA				A		3.5		3.5		4.8		4.8	
Unit Dimension		Height	mm/in	1273 / 50.12		1273 / 50.12		1273 / 50.12		1273 / 50.12			
		Width	mm/in	655 / 25.79		655 / 25.79		661 / 26.02		661 / 26.02			
		Depth	mm/in	1860 / 73.23	2060 / 81.10	1860 / 73.23	2060 / 81.10	2360 / 92.91		2360 / 92.91			
Unit Weight			kg/lb	168 / 370	178 / 392	181 / 399	193 / 425	226 / 498		245 / 540			
Refrigerant Pipe	Size	Liquid	mm/in	22 / 0.87"	16 / 0.63"	22 / 0.87"	16 / 0.63"	22 / 0.87"	16 / 0.63"	22 / 0.87"	16 / 0.63"		
		Gas	mm/in	28 / 1.10"	22 / 0.87"	28 / 1.10"	22 / 0.87"	28 / 1.10"	22 / 0.87"	28 / 1.10"	22 / 0.87"		

Notes:

1. Outdoor condenser can be installed horizontally or vertically.
2. A 450 mm supporting rack is attached with condenser for horizontal installation.



ACSON MALAYSIA SALES & SERVICE SDN.BHD. (129688-D)

a member of **DAIKIN** group

Lot 4, Lorong 19/1A, Seksyen 19, 46300 Petaling Jaya, Selangor Darul Ehsan, MALAYSIA.


Tel : +603 7964 8200 Sales Fax : +603 7956 9909

Service Fax : +603 7956 9907 Acson Careline : 1300 22 3344

- | | | | |
|--------|-----------------|----------|-----------------|
| Penang | : +604-5377 176 | Pahang | : +609-5178 696 |
| Perak | : +605-3129 828 | Kelantan | : +609-7405 233 |
| Melaka | : +606-2926 196 | Sarawak | : +6082-344 128 |
| Johor | : +607-3551 599 | Sabah | : +6088-420 205 |

www.acson.com.my

Authorized Dealer :



Products manufactured in an ISO certified facility.
This document contains the most current product information as of this printing.
For the most up-to-date product information, please logon to www.acson.com.my